

**ICCE 2018 International Conference on Coastal Engineering
Baltimore USA 30 June to 3 August 2018**

**UPGRADING BREAKWATERS IN RESPONSE TO SEA LEVEL RISE:
PRACTICAL INSIGHTS FROM PHYSICAL MODELLING**

Daniel Howe and Ron Cox

Overview

Implications of sea level rise

Designing new structures

Upgrading existing structures



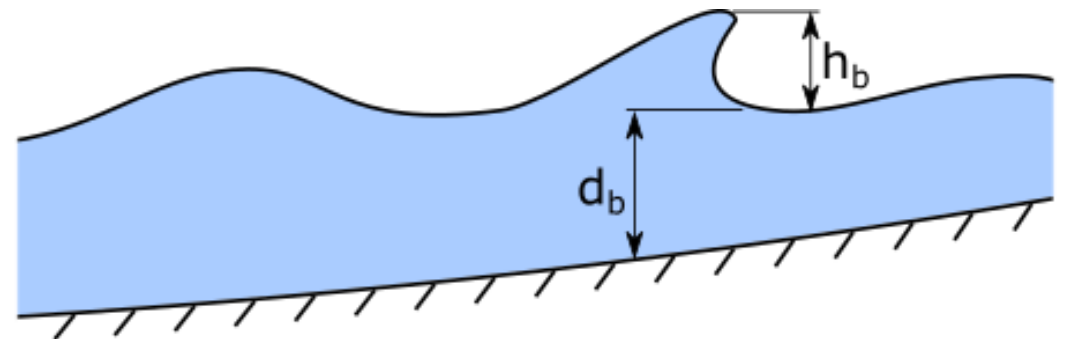
Photo: Frank Redward

Design wave conditions

Worst case: waves plunging on structure

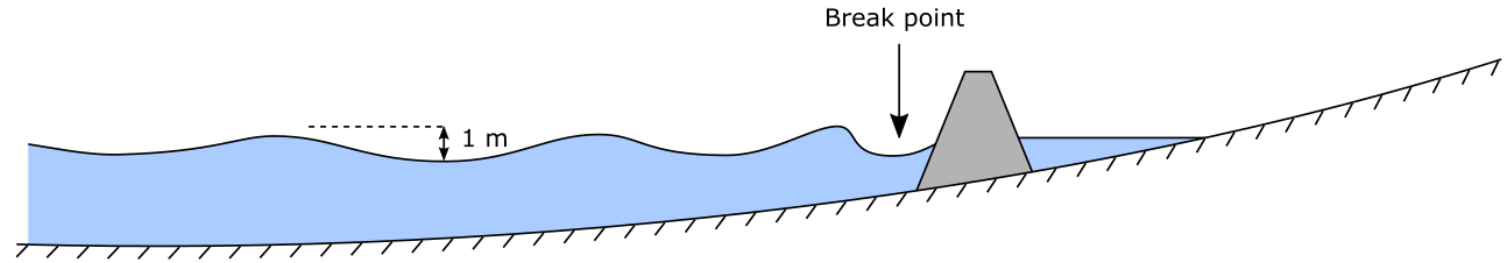
Breaking wave height (h_b) governed by water depth (d_b)

$$h_b \approx 0.55 d_b \quad (\text{typical value for NSW})$$

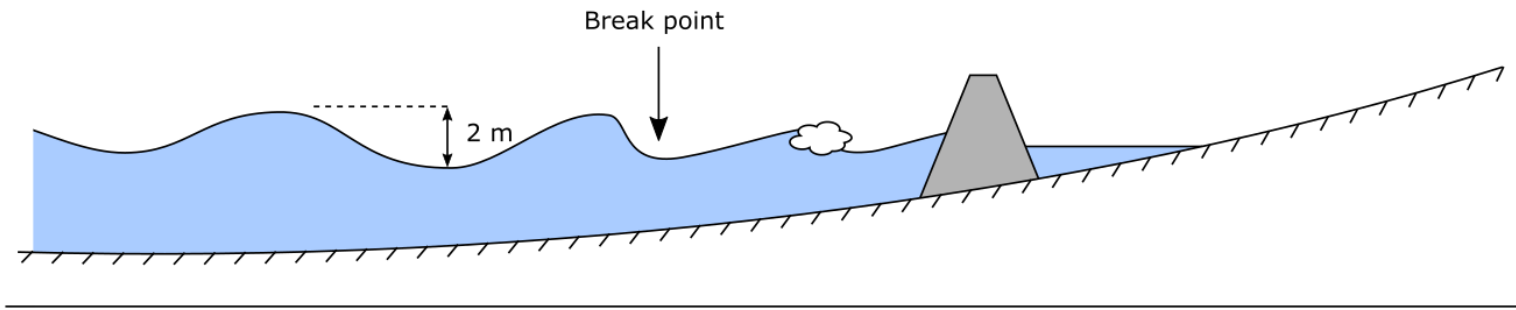


Depth-limited wave conditions

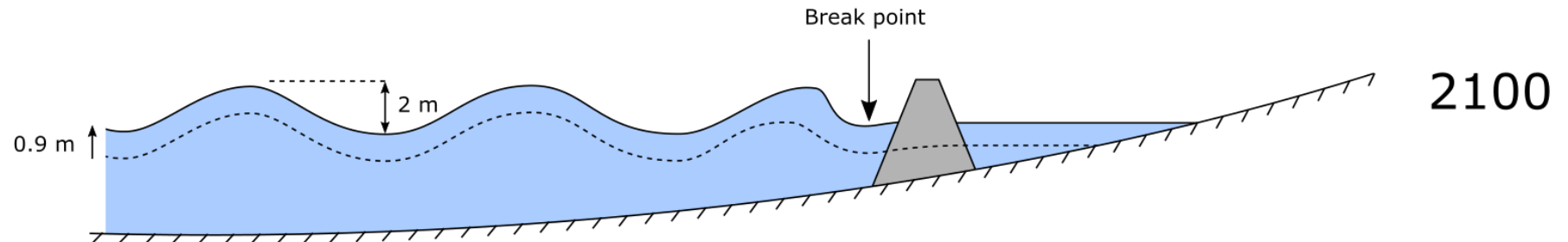
Wave height dependent on water depth



Larger waves break further offshore



Sea level rise brings larger waves close to shore

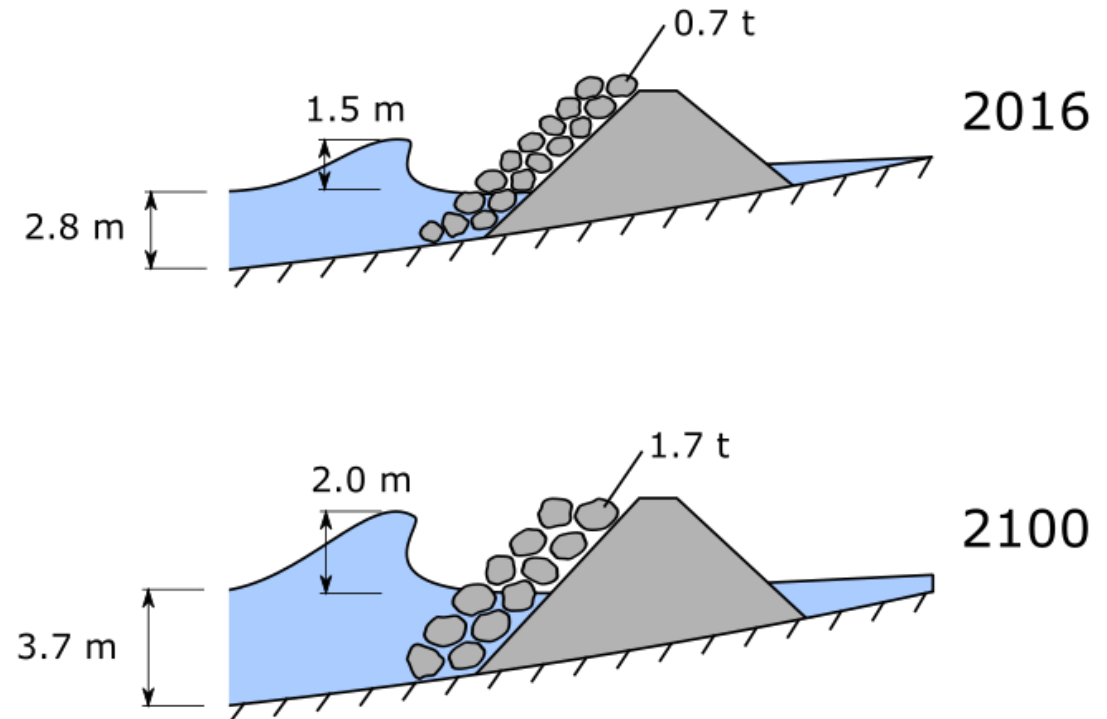


Design armour size

Case study: Tweed Heads breakwater

With sea level rise:

- wave height increases 30%
- armour size increases 140%



Breakwater stability equation

$$\text{Hudson equation } M = \frac{\rho_a H^3}{K_D \Delta^3 \cot \theta}$$

M armour mass

ρ_a armour density

H wave height

K_D stability coefficient


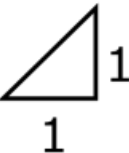




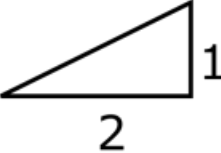

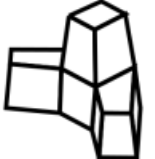

Δ submerged relative density

$\cot \theta$ slope













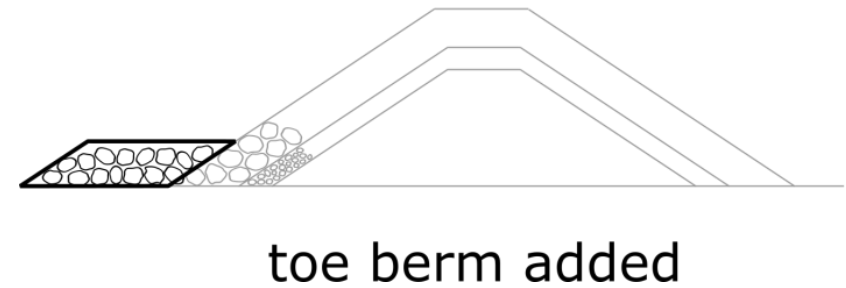
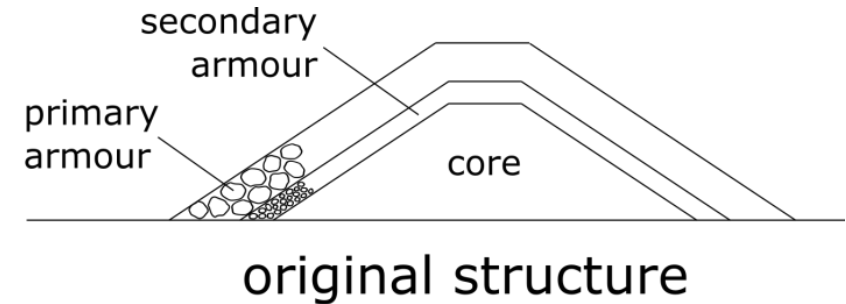
Photo: NSW Public Works

Parameters affecting armour stability


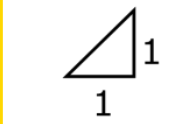




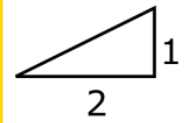



	H wave height	θ seaward slope	M armour mass	K_D stability coefficient	ρ, Δ armour density
Less stable				 $K_D = 2$	
More stable				 $K_D = 7$	

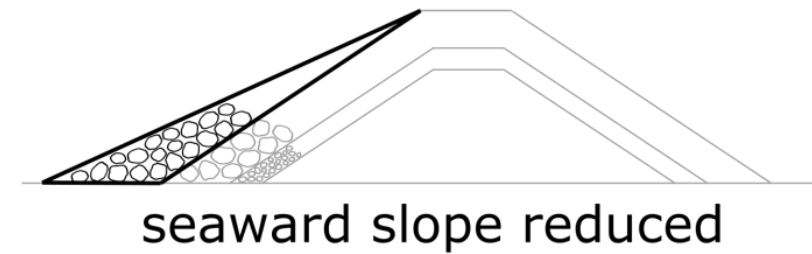
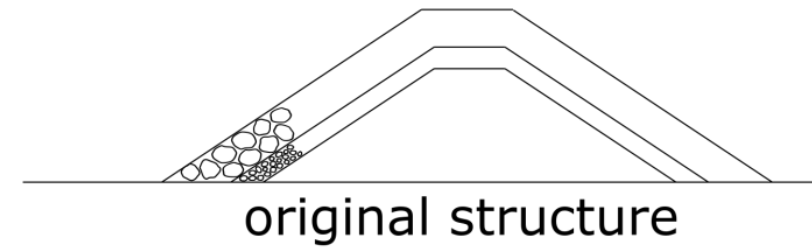
Reduce wave height (toe berm)

	H wave height	θ seaward slope	M armour mass	K_D stability coefficient	ρ, Δ armour density
Less stable				 $K_D = 2$	
More stable				 $K_D = 7$	 KG













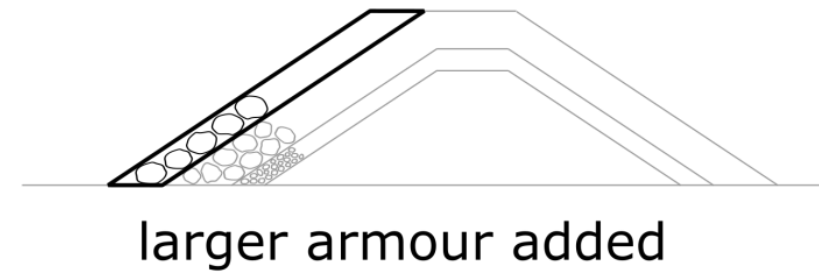
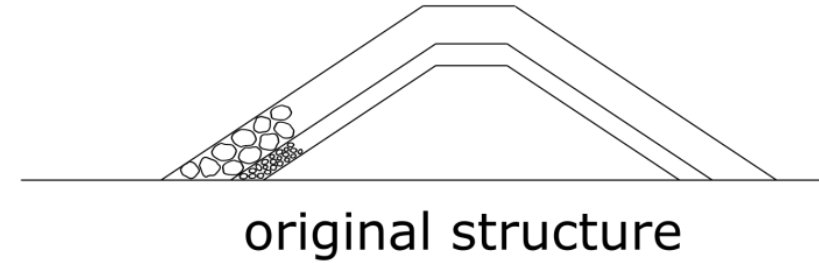
Reduce seaward slope

	H wave height	θ seaward slope	M armour mass	K_D stability coefficient	ρ, Δ armour density
Less stable					
More stable					













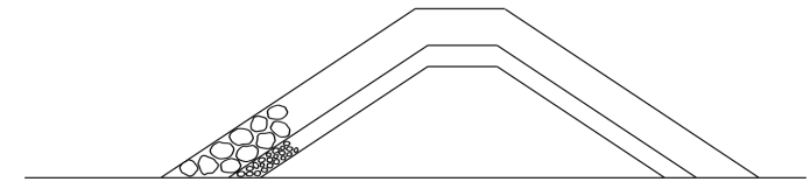
Increase armour mass

	H wave height	θ seaward slope	M armour mass	K_D stability coefficient	ρ, Δ armour density
Less stable					
More stable					

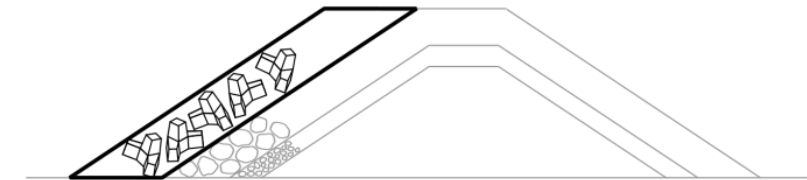


Increase stability coefficient (use concrete armour)

	H wave height	θ seaward slope	M armour mass	K_D stability coefficient	ρ, Δ armour density
Less stable				 $K_D = 2$	
More stable				 $K_D = 7$	













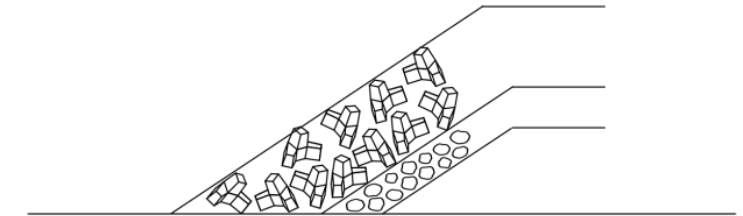
original structure



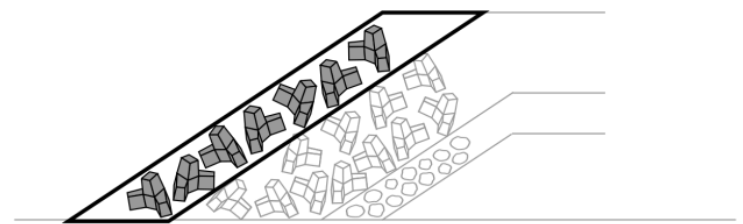
concrete armour units added

Increase armour density

	H wave height	θ seaward slope	M armour mass	K_D stability coefficient	ρ, Δ armour density
Less stable				 $K_D = 2$	
More stable				 $K_D = 7$	



original structure

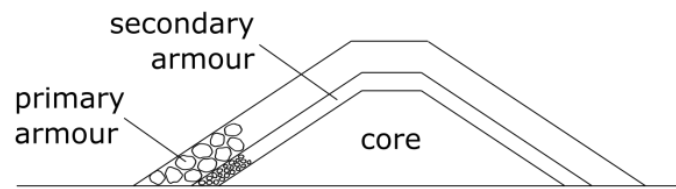


high-density armor added

Physical modelling at WRL – upgrading for climate change

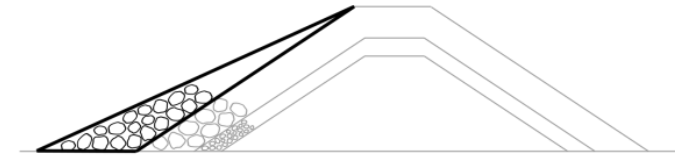


Upgrade options - rock

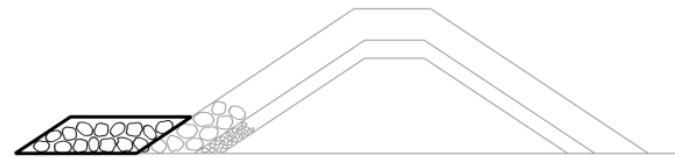


original structure

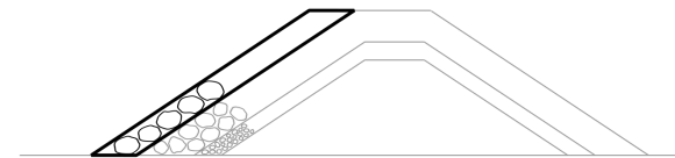
upgrade options



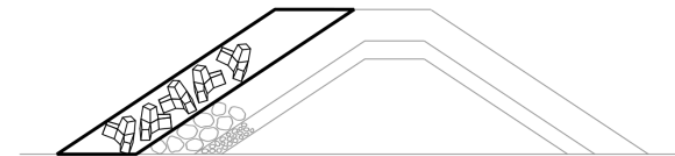
flatten slope



add toe berm



add larger rock



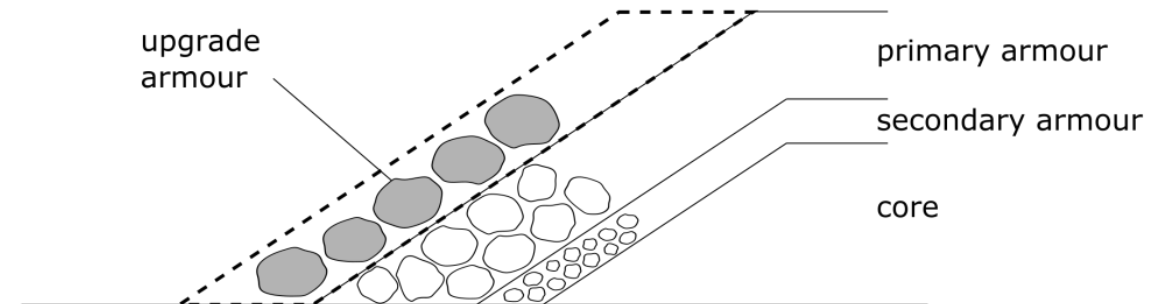
add concrete units

Previous work – Alice Harrison

Single layer armour was effective

Rock structures depend on mass for stability (not interlocking)

Harrison, A., and Cox, R. Physical and economic feasibility of rubble mound breakwater upgrades for sea level rise, Coasts & Ports Conference 2015.

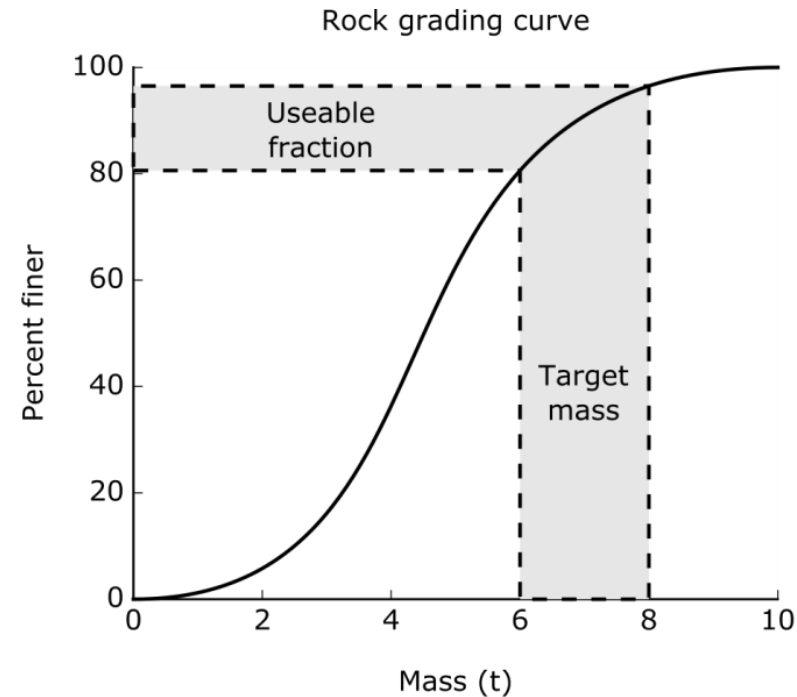
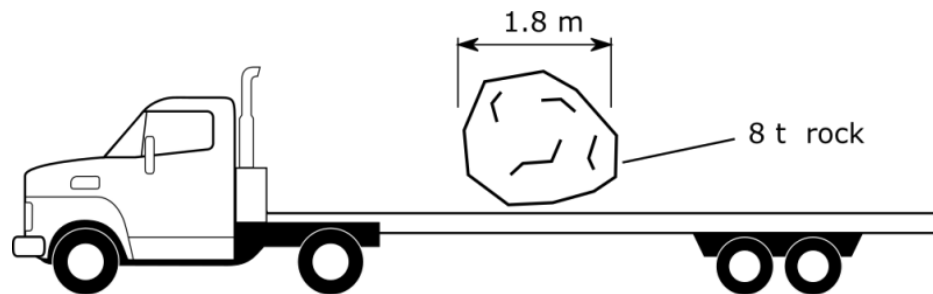


Alice Harrison: Rock armour

Rock size limit

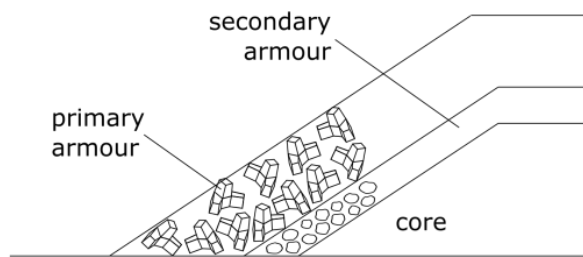
Current economic size limit: 5 – 8 t

- Lack of nearby quarries
- Larger rock target reduces total yield
- Transportation challenges



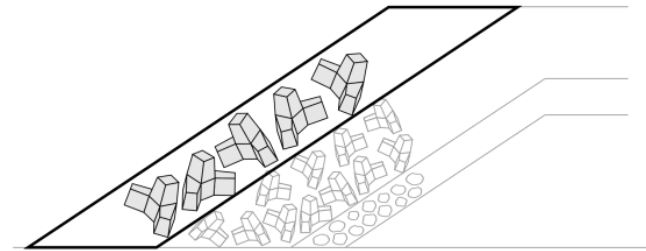
CIRIA, 2007

Upgrade options – concrete armour units

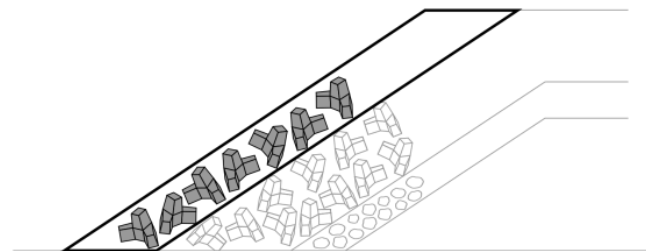


original structure

upgrade options



larger units



same size units
(high density concrete)

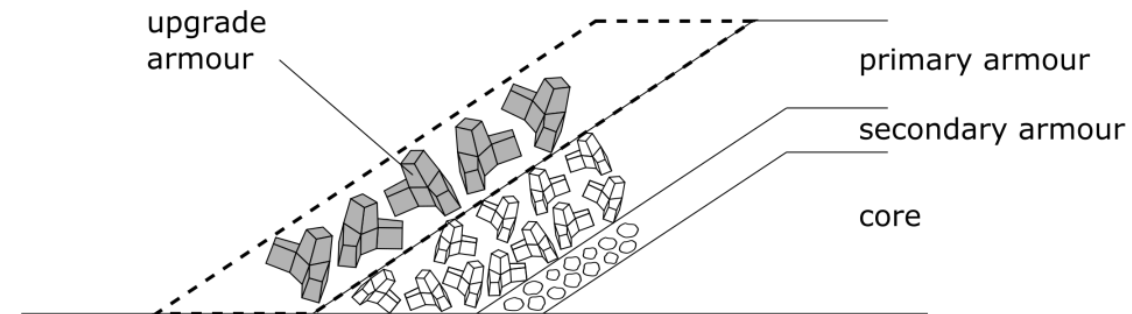
Previous work – Calvin Li

Poor interlocking between different-sized units

Single layer armour upgrade could be effective, (but):

Li, C., and Cox, R. Stability of Hanbars for upgrading of breakwaters with sea level rise. Coasts and Ports Conference 2013

- Stability sensitive to placement density
- Difficult to construct



Single layer Hanbar upgrade not recommended

Calvin Li: Hanbar armour

Physical Model

Scale 1:51.2

Model seaside slope 1:2

Bathymetry slope 1:50

1000 random waves

Hs measured with 3 probe array



Constructability considerations

Current random placement cannot achieve the required density

May be achieved by computer aided construction systems



Source: NSW Public Works

ECONOMIC ANALYSIS: Upgrade strategies

Current treasury interest rate 7%

- Scenario 2: Design for 2075, upgrade in 2065
- Encourages higher risk of failure

Harrison, A., and Cox, R. Physical and economic feasibility of rubble mound breakwater upgrades for sea level rise, Coasts & Ports Conference 2015.











Interest rates below 4%

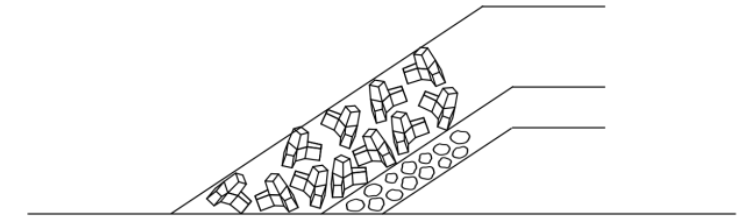
- Scenario 1: Design for 2115, no planned upgrades
- Lowest risk of failure

Asset value

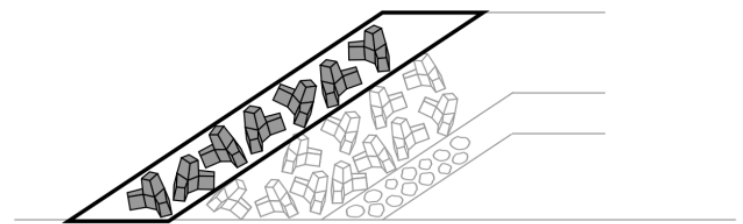
- Important for low value and high interest rates

Increase armour density

	H wave height	θ seaward slope	M armour mass	K_D stability coefficient	ρ, Δ armour density
Less stable				 $K_D = 2$	
More stable				 $K_D = 7$	

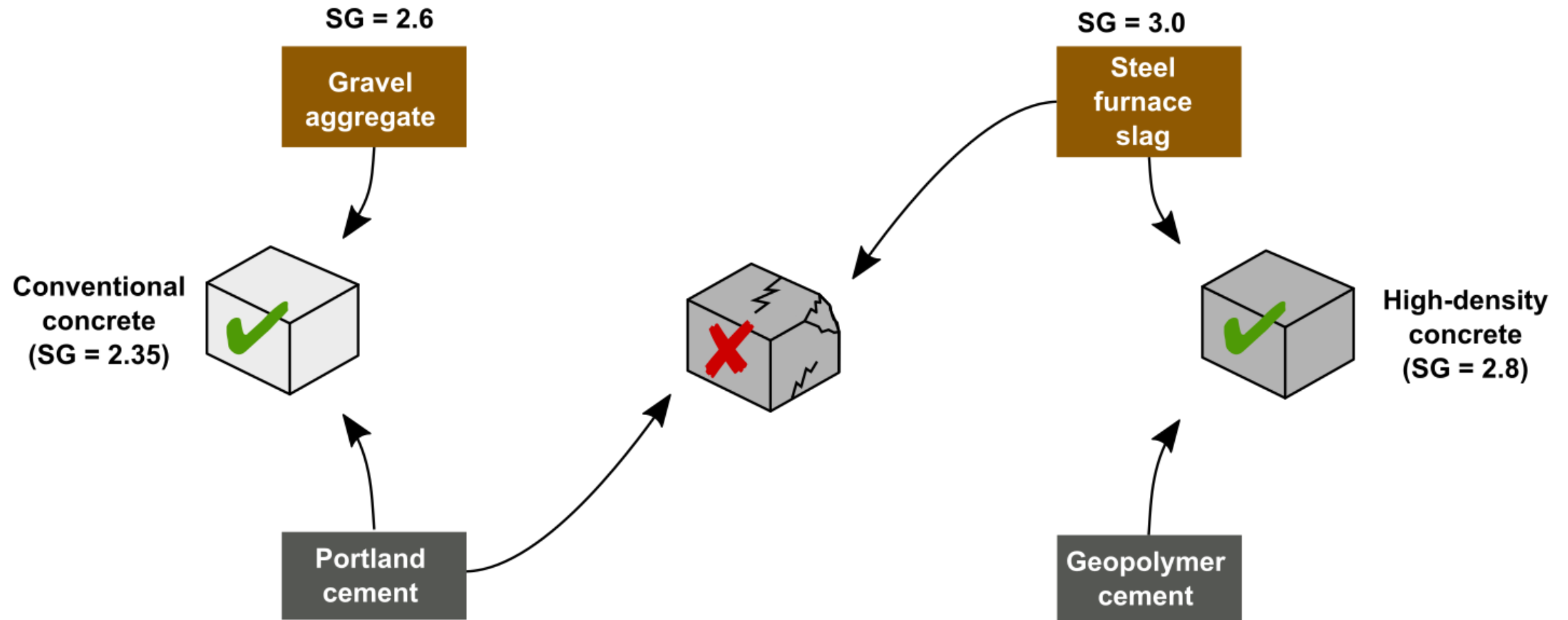


original structure



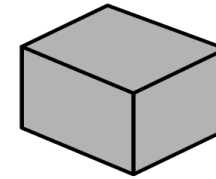
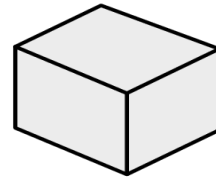
high-density armour added

High-density concrete



Hudson equation $M = \frac{\rho_a H^3}{K_D \Delta^3 \cot \theta}$

Importance of Δ^3 = submerged relative density cubed



	Conventional concrete	High-density concrete	High - density/ conventiona
SG	2.3	2.7	1.2
Δ	1.3	1.7	1.4
Δ^3	2.2	5.3	2.5

$$\Delta = \frac{\rho_a}{\rho_w} - 1$$

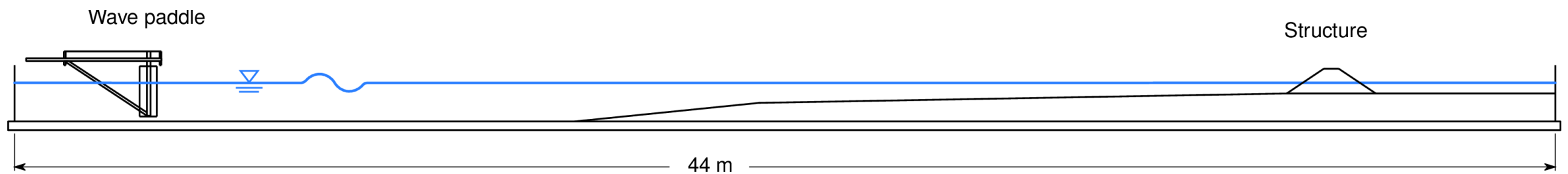
Experimental setup

Facility: 1.2 m wide wave flume

Scale: 1:33

T_p : 9, 11, 13 s


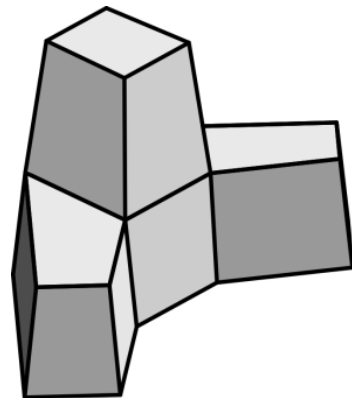
$H_{sig (max)}$: 5.5 m (depth limited)



Present investigation

SG: 2.35, 2.8

Unit: Hanbar



	Conventional concrete	High-density concrete
Mass (t)	20	10.5
Height (m)	2.7	2.0
Density (kg/m ³)	2300	2730

High density Hanbars

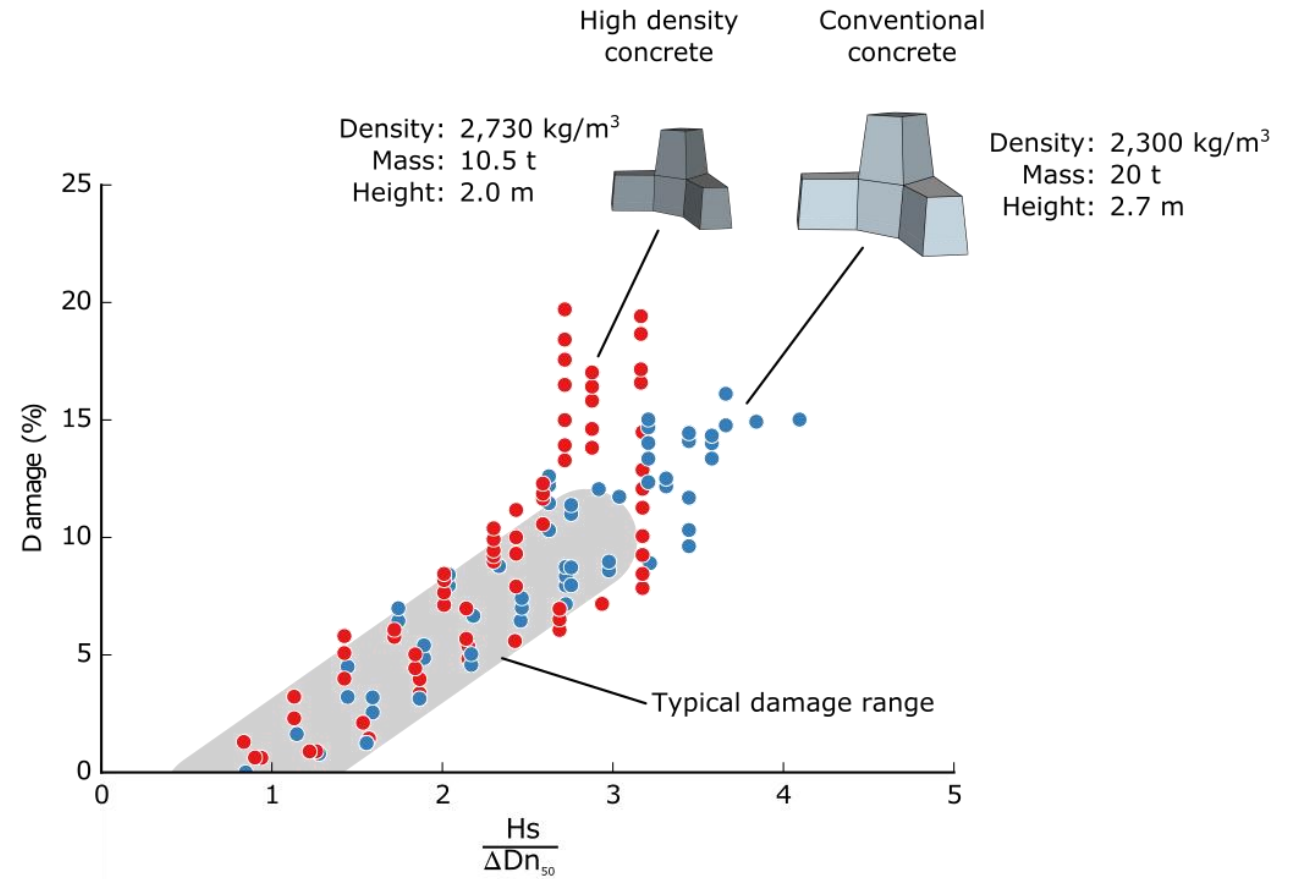
Hudson's equation remains valid
for moderate levels of damage



0% damage



11% damage



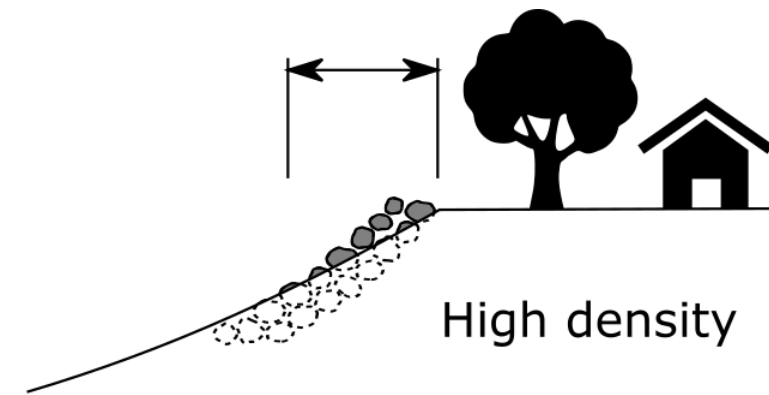
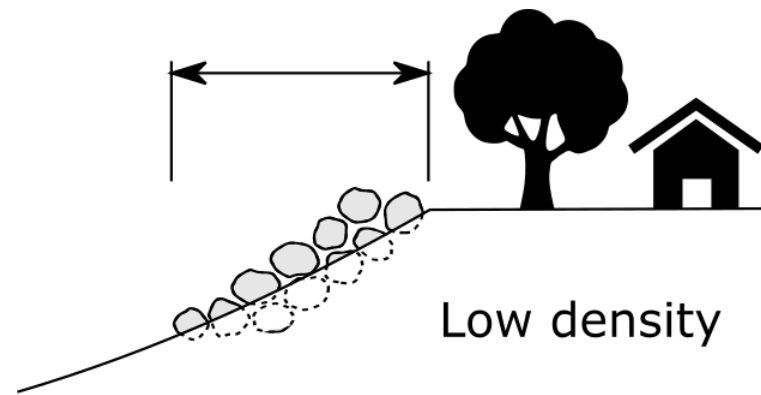
Applications

1. Retrofit existing structures

- Interlock with existing armour
- Increase stability

2. Build new structures

- Reduce concrete requirements
- Reduce carbon cost
- Reduce footprint



Next steps

- Improve concrete workability
- Conduct field trial



Photo: Whitewithone Photography

High Density Geopolymer field trials

2 years of laboratory mix design to improve strength and workability

Port Kembla significantly damaged in July 2016 East Coast Low storm

Trial plan for up to 16 HD Hanbars to be cast and installed at Port Kembla

Existing Ordinary Portland Cement Hanbars 16t, 7m³, 2.3 t/m³

Trial HD Geopolymer Hanbars 18t, 7m³, 2.6 t/m³

Δ^3 = submerged relative density cubed = $\{(2.6-1)/(2.3-1)\}^3 = 1.86$

Trial casting – phase 1 – 11 April 2018 – 3 HD 18 t Hanbar units





Subsequent casting of further 11 units and placement of 14 Hanbars on 2 July 2018 Port Kembla Northern Breakwater for performance monitoring



Questions

Ron Cox

r.cox@unsw.edu.au